

Secant Method

Secant Method – Derivation

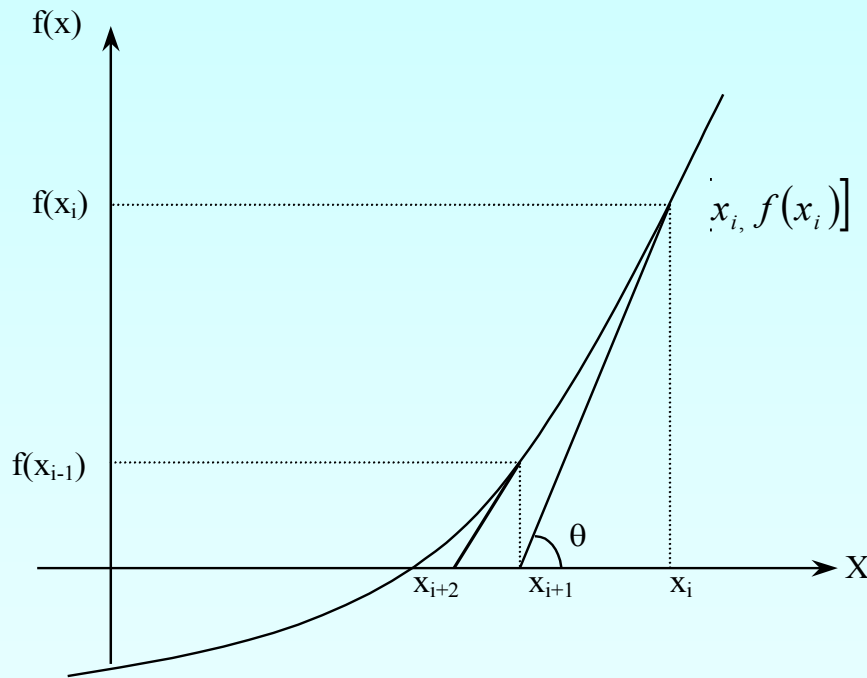


Figure 1 Geometrical illustration of the Newton-Raphson method.

Newton's Method

$$x_{i+1} = x_i - \frac{f(x_i)}{f'(x_i)} \quad (1)$$

Approximate the derivative

$$f'(x_i) = \frac{f(x_i) - f(x_{i-1})}{x_i - x_{i-1}} \quad (2)$$

Substituting Equation (2) into Equation (1) gives the Secant method

$$x_{i+1} = x_i - \frac{f(x_i)(x_i - x_{i-1})}{f(x_i) - f(x_{i-1})}$$

Secant Method – Derivation

The secant method can also be derived from geometry:

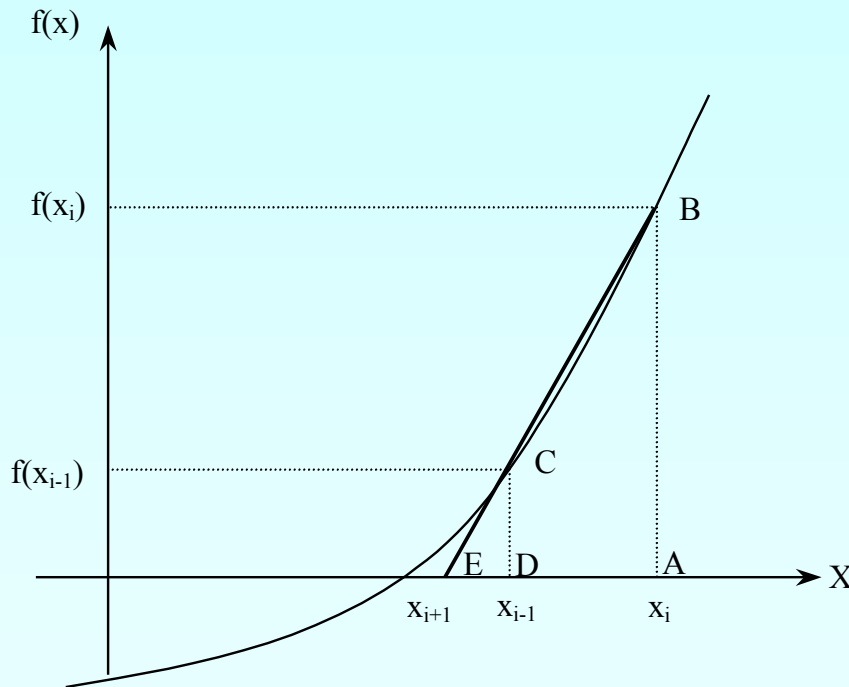


Figure 2 Geometrical representation of the Secant method.

The Geometric Similar Triangles

$$\frac{AB}{AE} = \frac{DC}{DE}$$

can be written as

$$\frac{f(x_i)}{x_i - x_{i+1}} = \frac{f(x_{i-1})}{x_{i-1} - x_{i+1}}$$

On rearranging, the secant method is given as

$$x_{i+1} = x_i - \frac{f(x_i)(x_i - x_{i-1})}{f(x_i) - f(x_{i-1})}$$

Algorithm for Secant Method

Step 1

Calculate the next estimate of the root from two initial guesses

$$x_{i+1} = x_i - \frac{f(x_i)(x_i - x_{i-1})}{f(x_i) - f(x_{i-1})}$$

Find the absolute relative approximate error

$$|\epsilon_a| = \left| \frac{x_{i+1} - x_i}{x_{i+1}} \right| \times 100$$

Step 2

Find if the absolute relative approximate error is greater than the prespecified relative error tolerance.

If so, go back to step 1, else stop the algorithm.

Also check if the number of iterations has exceeded the maximum number of iterations.

Example 1

You are working for 'DOWN THE TOILET COMPANY' that makes floats for ABC commodes. The floating ball has a specific gravity of 0.6 and has a radius of 5.5 cm. You are asked to find the depth to which the ball is submerged when floating in water.

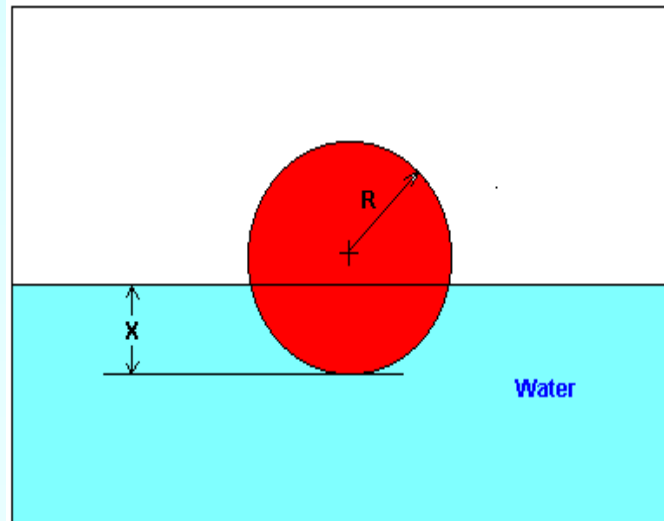


Figure 3 Floating Ball Problem.

Example 1 Cont.

The equation that gives the depth x to which the ball is submerged under water is given by

$$f(x) = x^3 - 0.165x^2 + 3.993 \times 10^{-4}$$

Use the Secant method of finding roots of equations to find the depth x to which the ball is submerged under water.

- Conduct three iterations to estimate the root of the above equation.
- Find the absolute relative approximate error and the number of significant digits at least correct at the end of each iteration.

Example 1 Cont.

Solution

To aid in the understanding of how this method works to find the root of an equation, the graph of $f(x)$ is shown to the right,

where

$$f(x) = x^3 - 0.165x^2 + 3.993 \times 10^{-4}$$

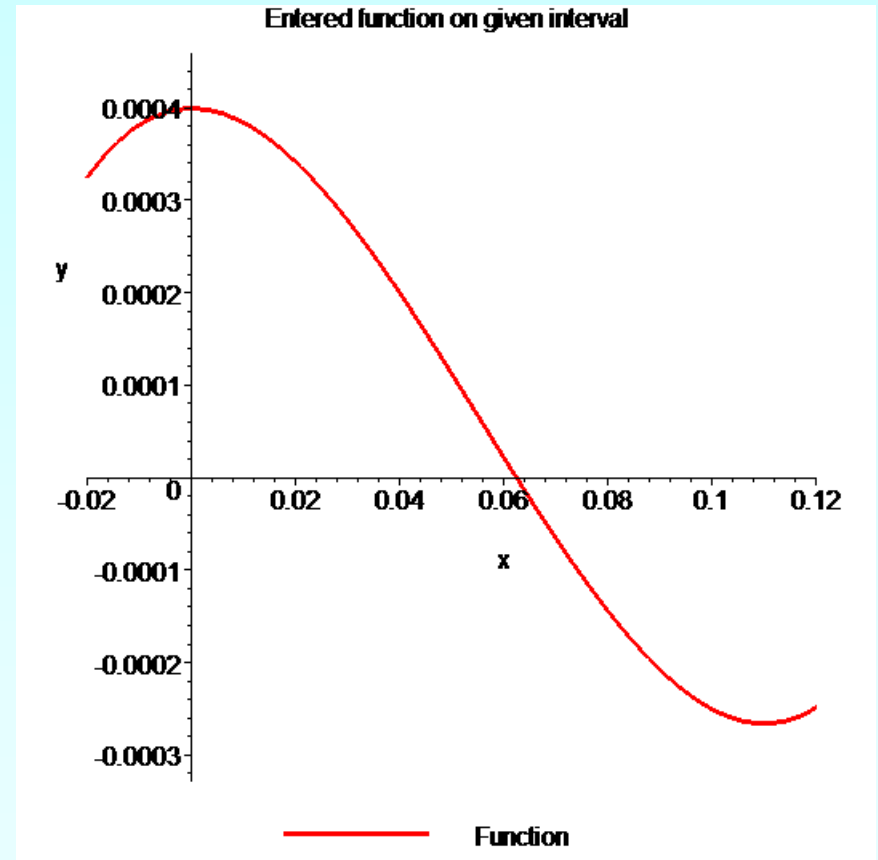


Figure 4 Graph of the function $f(x)$.

Example 1 Cont.

Let us assume the initial guesses of the root of $f(x) = 0$ as $x_{-1} = 0.02$ and $x_0 = 0.05$.

Iteration 1

The estimate of the root is

$$\begin{aligned}x_1 &= x_0 - \frac{f(x_0)(x_0 - x_{-1})}{f(x_0) - f(x_{-1})} \\&= 0.05 - \frac{(0.05^3 - 0.165(0.05)^2 + 3.993 \times 10^{-4})(0.05 - 0.02)}{(0.05^3 - 0.165(0.05)^2 + 3.993 \times 10^{-4}) - (0.02^3 - 0.165(0.02)^2 + 3.993 \times 10^{-4})} \\&= 0.06461\end{aligned}$$

Example 1 Cont.

The absolute relative approximate error $|\epsilon_a|$ at the end of Iteration 1 is

$$\begin{aligned} |\epsilon_a| &= \left| \frac{x_1 - x_0}{x_1} \right| \times 100 \\ &= \left| \frac{0.06461 - 0.05}{0.06461} \right| \times 100 \\ &= 22.62\% \end{aligned}$$

The number of significant digits at least correct is 0, as you need an absolute relative approximate error of 5% or less for one significant digits to be correct in your result.

Example 1 Cont.

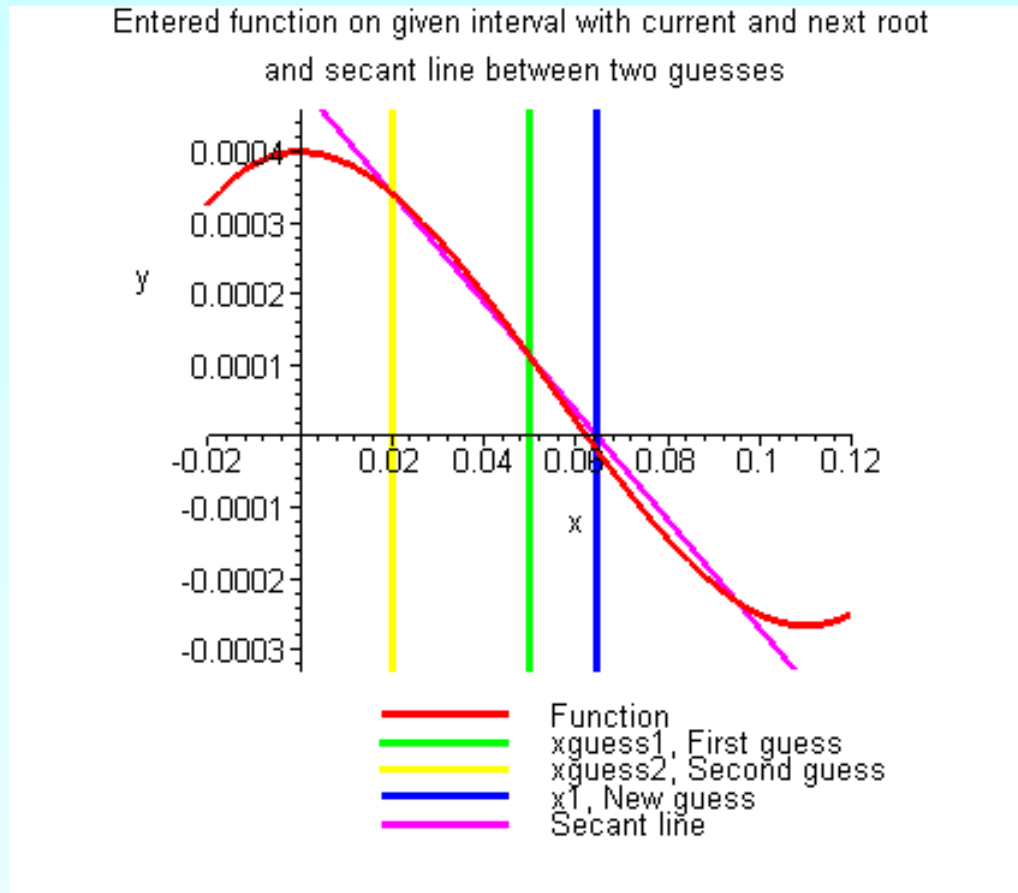


Figure 5 Graph of results of Iteration 1.

Example 1 Cont.

Iteration 2

The estimate of the root is

$$\begin{aligned}x_2 &= x_1 - \frac{f(x_1)(x_1 - x_0)}{f(x_1) - f(x_0)} \\&= 0.06461 - \frac{(0.06461^3 - 0.165(0.06461)^2 + 3.993 \times 10^{-4})(0.06461 - 0.05)}{(0.06461^3 - 0.165(0.06461)^2 + 3.993 \times 10^{-4}) - (0.05^3 - 0.165(0.05)^2 + 3.993 \times 10^{-4})} \\&= 0.06241\end{aligned}$$

Example 1 Cont.

The absolute relative approximate error $|\epsilon_a|$ at the end of Iteration 2 is

$$\begin{aligned} |\epsilon_a| &= \left| \frac{x_2 - x_1}{x_2} \right| \times 100 \\ &= \left| \frac{0.06241 - 0.06461}{0.06241} \right| \times 100 \\ &= 3.525\% \end{aligned}$$

The number of significant digits at least correct is 1, as you need an absolute relative approximate error of 5% or less.

Example 1 Cont.

Entered function on given interval with current and next root and secant line between two guesses

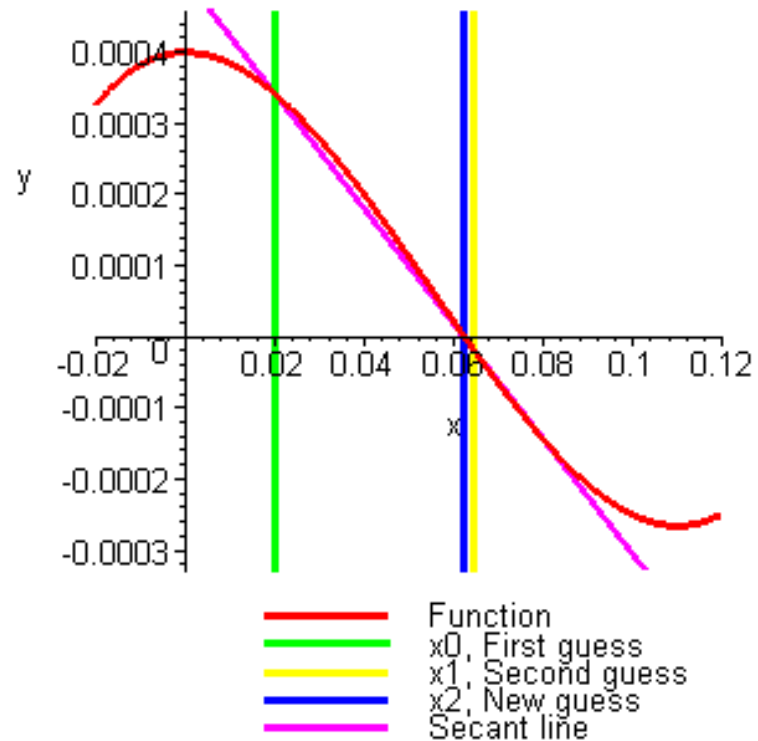


Figure 6 Graph of results of Iteration 2.

Example 1 Cont.

Iteration 3

The estimate of the root is

$$\begin{aligned}x_3 &= x_2 - \frac{f(x_2)(x_2 - x_1)}{f(x_2) - f(x_1)} \\&= 0.06241 - \frac{(0.06241^3 - 0.165(0.06241)^2 + 3.993 \times 10^{-4})(0.06241 - 0.06461)}{(0.06241^3 - 0.165(0.06241)^2 + 3.993 \times 10^{-4}) - (0.05^3 - 0.165(0.06461)^2 + 3.993 \times 10^{-4})} \\&= 0.06238\end{aligned}$$

Example 1 Cont.

The absolute relative approximate error $|\epsilon_a|$ at the end of Iteration 3 is

$$\begin{aligned} |\epsilon_a| &= \left| \frac{x_3 - x_2}{x_3} \right| \times 100 \\ &= \left| \frac{0.06238 - 0.06241}{0.06238} \right| \times 100 \\ &= 0.0595\% \end{aligned}$$

The number of significant digits at least correct is 5, as you need an absolute relative approximate error of 0.5% or less.

Iteration #3

Entered function on given interval with current and next root and secant line between two guesses

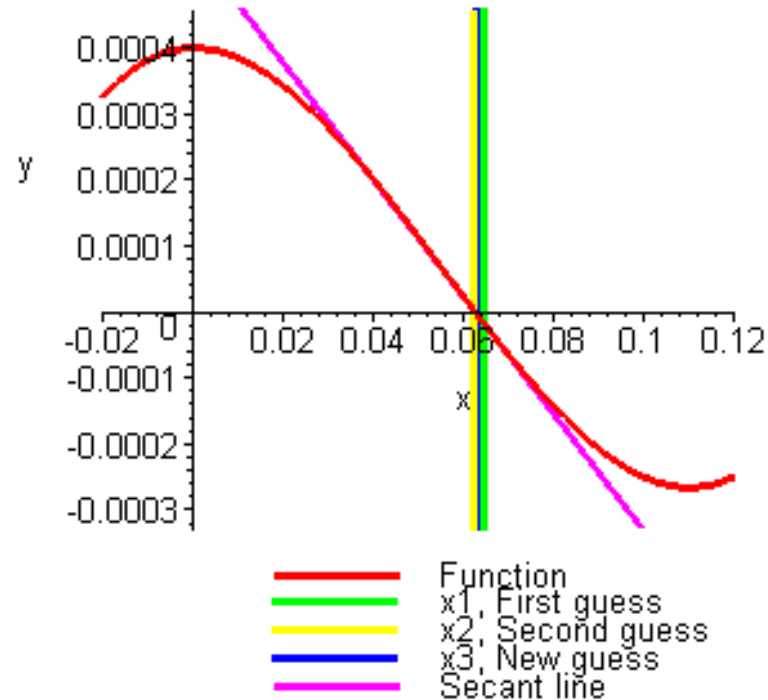
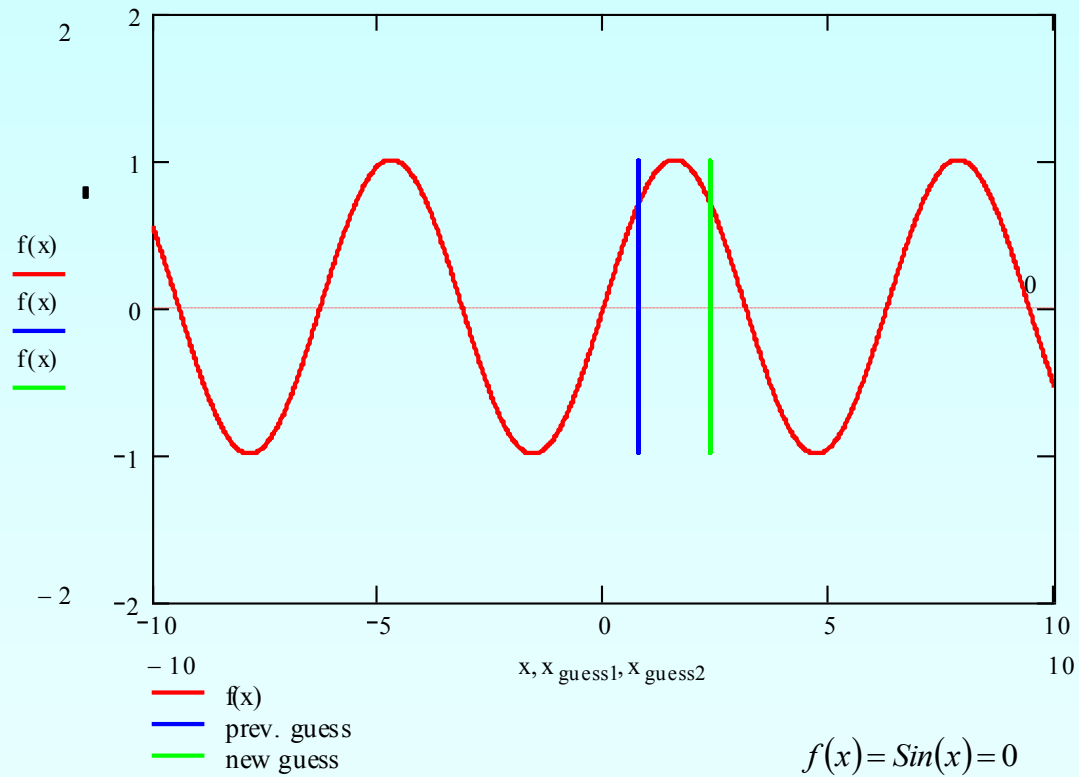


Figure 7 Graph of results of Iteration 3.

Advantages

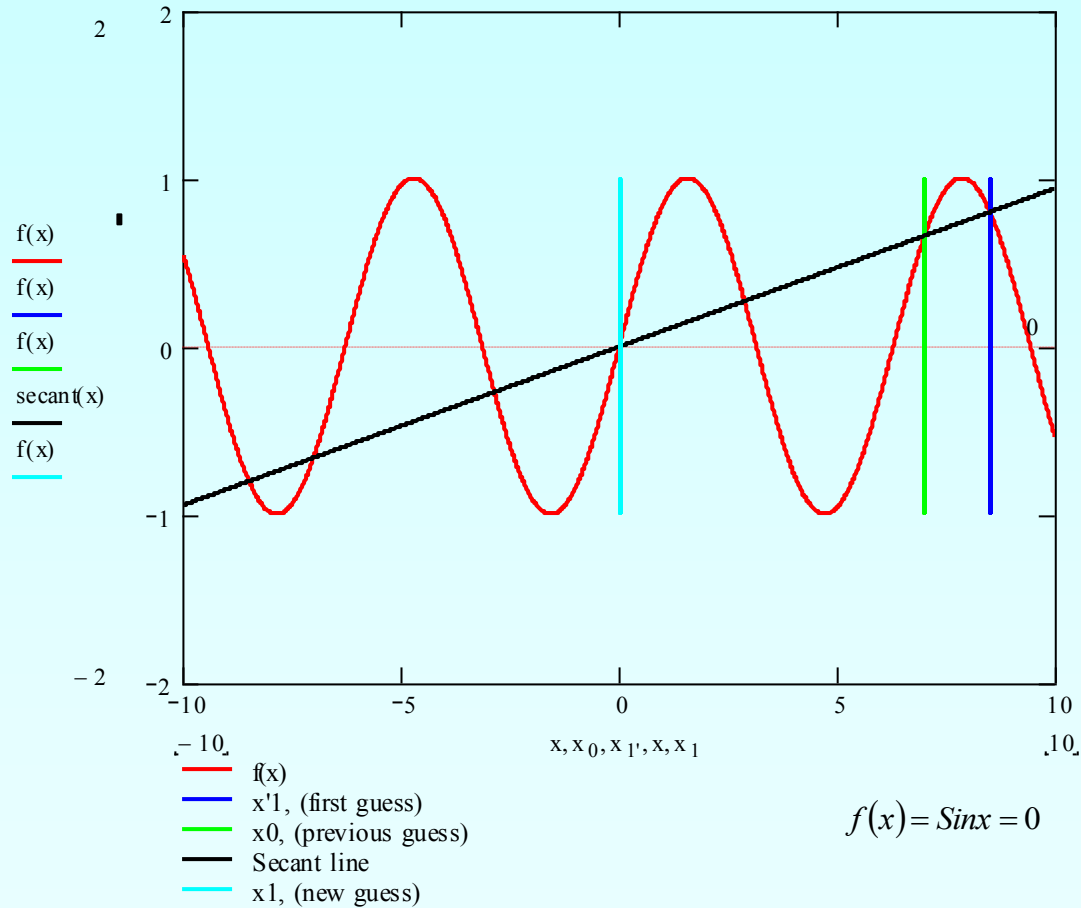
- Converges fast, if it converges
- Requires two guesses that do not need to bracket the root

Drawbacks



Division by zero

Drawbacks (continued)



Root Jumping