

Searching Algorithms

Lecture Objectives

- **Learn how to implement the sequential search algorithm**
- **Learn how to implement the binary search algorithm**
- **To learn how to estimate and compare the performance of algorithms**
- **To learn how to measure the running time of a program**

Searching Algorithms

- **Necessary components to search a list of fdata**
 - Array containing the list
 - Length of the list
 - Item for which you are searching

- **After search completed**
 - If item found, report “**success**,” return location in array
 - If item not found, report “**not found**” or “**failure**”

Searching Algorithms (Cont'd)

- Suppose that you want to determine whether 27 is in the list
- First compare 27 with `list[0]`; that is, compare 27 with 35
- Because `list[0] ≠ 27`, you then compare 27 with `list[1]`
- Because `list[1] ≠ 27`, you compare 27 with the next element in the list
- Because `list[2] = 27`, the search stops
- This search is successful!

	[0]	[1]	[2]	[3]	[4]	[5]	[6]	[7]	
<code>list</code>	35	12	27	18	45	16	38		...

Figure 1: Array list with seven (07) elements

Searching Algorithms (Cont'd)

- Let's now search for 10
- The search starts at the first element in the list; that is, at `list[0]`
- Proceeding as before, we see that this time the search item, which is 10, is compared with every item in the list
- Eventually, no more data is left in the list to compare with the search item; this is an unsuccessful search

Linear Search Algorithm

The previous could be further reduced to:

```
public static int linSearch(int[] list, int listLength, int key) {
    int loc;
    boolean found = false;

    for(int loc = 0; loc < listLength; loc++) {
        if(list[loc] == key) {
            found = true;
            break;
        }
    }
    if(found)
        return loc;
    else
        return -1;
}
```

Linear Search Algorithm (Cont'd)

```
public static int linSearch(int[] list, int listLength, int key) {  
    int loc;  
  
    for(int loc = 0; loc < listLength; loc++) {  
        if(list[loc] == key)  
            return loc;  
    }  
    return -1;  
}
```

Linear Search Algorithm (Cont'd)

- Using a **while** (or a **for**) loop, the definition of the method `seqSearch` can also be written without the **break** statement as:

```
public static int linSearch(int[] list, int listLength, int key) {
    int loc = 0;
    boolean found = false;

    while(loc < listLength && !found) {
        if(list[loc] == key)
            found = true;
        else
            loc++;
    }
    if(found)
        return loc;
    else
        return -1;
}
```


Performance of the Linear Search

- Suppose that the first element in the array *list* contains the variable *key*, then we have performed one comparison to find the *key*.
- Suppose that the second element in the array *list* contains the variable *key*, then we have performed two comparisons to find the *key*.
- Carry on the same analysis till the *key* is contained in the last element of the array *list*. In this case, we have performed N comparisons (N is the size of the array list) to find the *key*.
- Finally if the key is **NOT** in the array list, then we would have performed N comparisons and the key is NOT found and we would return -1.

Performance of the Linear Search (Cont'd)

- Therefore, the best case is: **1**
- And, the worst case is: **N**
- The average case is:

Worst case and **key** found at the end of the array **list**!

Best case

$$1 + 2 + 3 + \dots + N + N$$

Average Number of Comparisons

=

$$\underbrace{N+1}$$

Worst case and **key** is **NOT** found!

Number of possible cases

Binary Search Algorithm

- **Can only be performed on a sorted list !!!**
- **Uses *divide and conquer* technique to search list**

Binary Search Algorithm (Cont'd)

- **Search item is compared with middle element of list**
- **If search item $<$ middle element of list, search is restricted to first half of the list**
- **If search item $>$ middle element of list, search second half of the list**
- **If search item = middle element, search is complete**

Binary Search Algorithm (Cont'd)

- Determine whether 75 is in the list

	[0]	[1]	[2]	[3]	[4]	[5]	[6]	[7]	[8]	[9]	[10]	[11]
list	4	8	19	25	34	39	45	48	66	75	89	95

Figure 2: Array list with twelve (12) elements

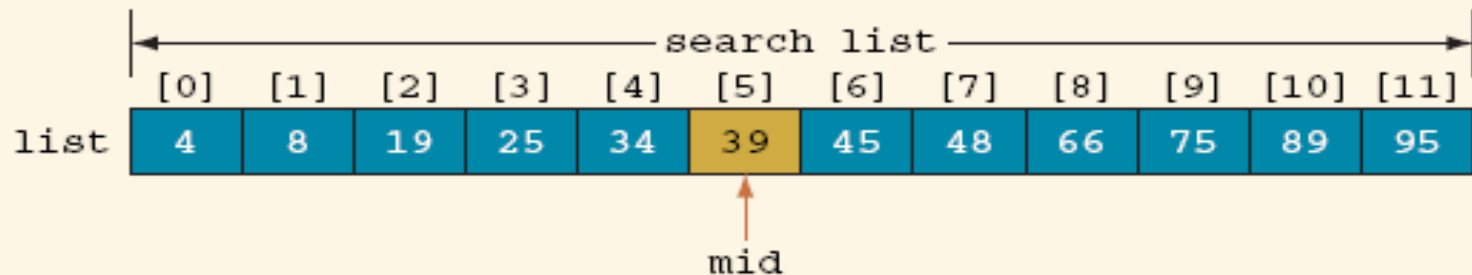


Figure 3: Search list, list[0] ... list[11]

Binary Search Algorithm (Cont'd)

	[0]	[1]	[2]	[3]	[4]	[5]	[6]	[7]	[8]	[9]	[10]	[11]
list	4	8	19	25	34	39	45	48	66	75	89	95

← search list →

Figure 4: Search list, list[6] ... list[11]

Binary Search Algorithm (Cont'd)

```
public static int binarySearch(int[] list, int listLength, int key) {
    int first = 0, last = listLength - 1;
    int mid;
    boolean found = false;

    while (first <= last && !found) {
        mid = (first + last) / 2;
        if (list[mid] == key)
            found = true;
        else
            if(list[mid] > key)
                last = mid - 1;
            else
                first = mid + 1;
    }
    if (found)
        return mid;
    else
        return -1;
} //end binarySearch
```

Binary Search Algorithm (Cont'd)

	[0]	[1]	[2]	[3]	[4]	[5]	[6]	[7]	[8]	[9]	[10]	[11]
list	4	8	19	25	34	39	45	48	66	75	89	95

Figure 5: Sorted list for binary search

key = 89

Iteration	first	last	mid	list[mid]	Number of key comparisons
1	0	11	5	39	2
2	6	11	8	66	2
3	9	11	10	89	1 (found is true)

key = 34

Iteration	first	last	mid	list[mid]	Number of key comparisons
1	0	11	5	39	2
2	0	4	2	19	2
3	3	4	3	25	2
4	4	4	4	34	1 (found is true)

Binary Search Algorithm (Cont'd)

	[0]	[1]	[2]	[3]	[4]	[5]	[6]	[7]	[8]	[9]	[10]	[11]
list	4	8	19	25	34	39	45	48	66	75	89	95

Figure 6: Sorted list for binary search

key = 22

Iteration	first	last	mid	list[mid]	Number of key comparisons
1	0	11	5	39	2
2	0	4	2	19	2
3	3	4	3	25	2
4	3	2	the loop stops (because <code>first > last</code>) unsuccessful search		

Performance of Binary Search Algorithm

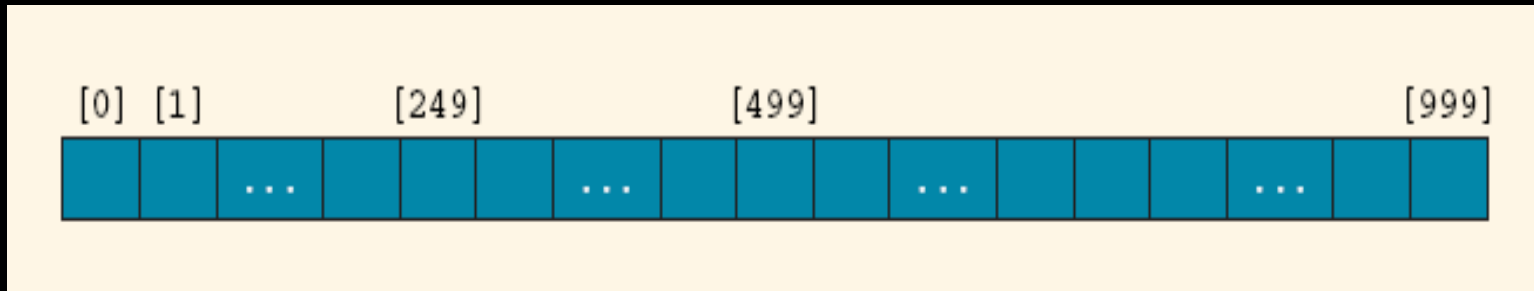


Figure 7: A Sorted list for binary search

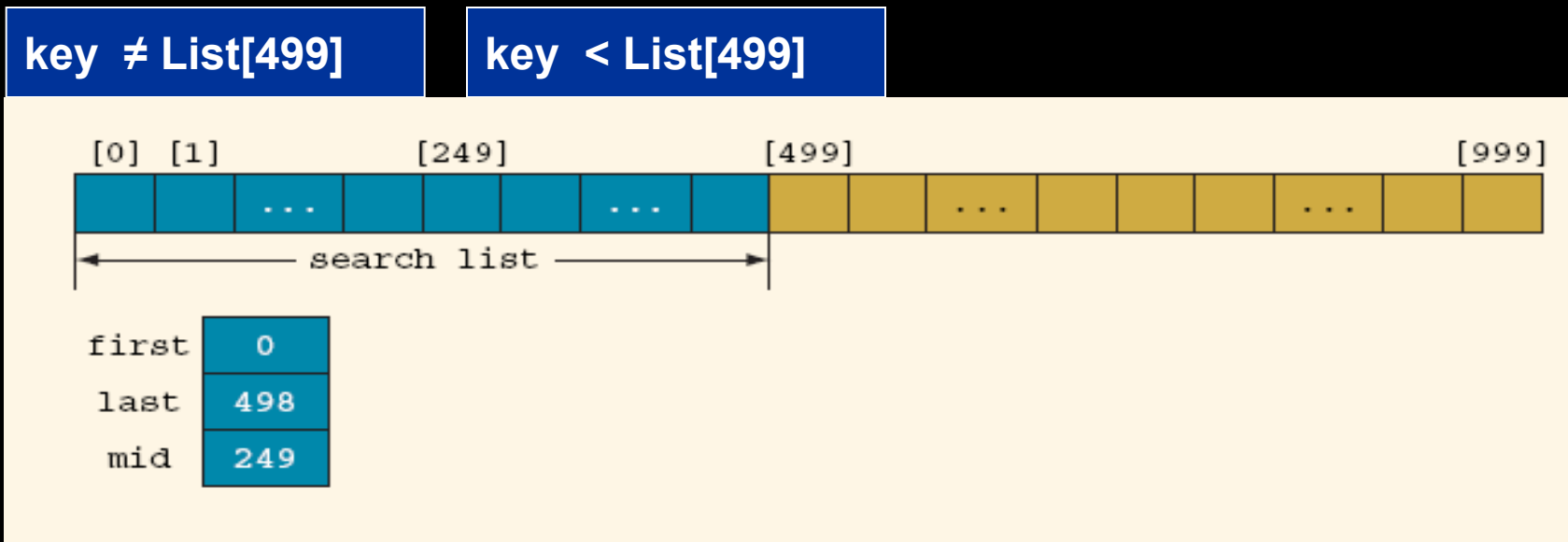


Figure 8: Search list after first iteration

Performance of Binary Search Algorithm (Cont'd)

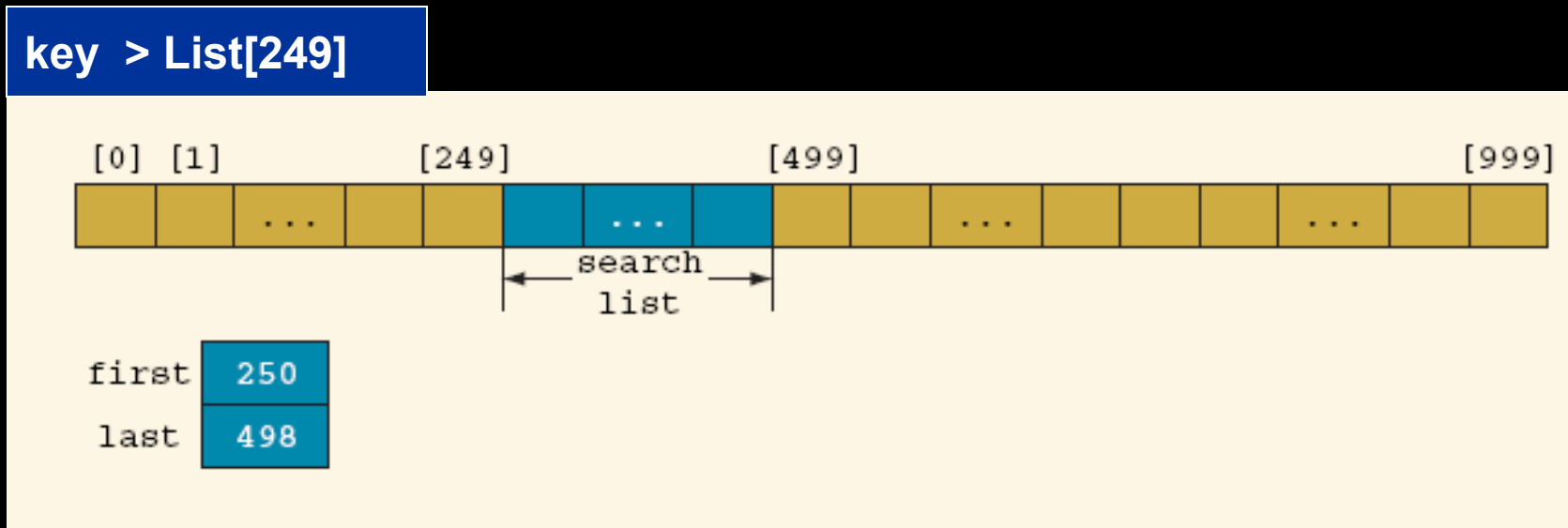


Figure 9: Search list after second iteration

Performance of Binary Search Algorithm (Cont'd)

- Suppose that L is a list of size 1000000
- Since $1000000 \approx 1048576 = 2^{20}$, it follows that the **while** loop in binary search will have at most 21 iterations to determine whether an element is in L
- Every iteration of the **while** loop makes two key (that is, item) comparisons

Performance of Binary Search Algorithm (Cont'd)

- **To determine whether an element is in L , binary search makes at most 42 item comparisons**
 - On the other hand, on average, a linear search will make 500,000 key (item) comparisons to determine whether an element is in L
- **In general, if L is a sorted list of size N , to determine whether an element is in L , the binary search makes at most $2\log_2 N + 2$ key (item) comparisons**

Searching a Sorted Array in a Program

- **The Arrays class contains a static `binarySearch()` method**
- **The method returns either:**
 - The index of the element, if element is found
 - Or **`-k - 1`** where **`k`** is the position before which the element should be inserted

```
int[] a = {1, 4, 9};
int v = 7;
int pos = Arrays.binarySearch(a, v);
    // Returns -3; v should be inserted before position 2
```

Searching Real Data

- `Arrays.binarySearch()` sorts objects of classes that implement `Comparable` interface:

```
public interface Comparable {  
    int compareTo(Object otherObject);  
}
```

- The call `a.compareTo(b)` returns
 - A negative number if **a** should come before **b**
 - 0 if **a** and **b** are the same
 - A positive number otherwise

Searching Real Data (Cont'd)

- **Several classes in Java (e.g. String and Date) implement Comparable**
- **You can implement Comparable interface for your own classes**

```
public class Coin implements Comparable {  
    . . .  
    public int compareTo(Object otherObject) {  
        Coin other = (Coin) otherObject;  
        if (value < other.value) return -1;  
        if (value == other.value) return 0;  
        return 1;  
    }  
    . . .  
}
```


The compareTo () Method

- **The implementation must define a total ordering relationship**
 - **Antisymmetric:**
If `a.compareTo(b) = 0`, then `b.compareTo(a) = 0`
 - **Reflexive:**
`a.compareTo(a) = 0`

The compareTo() Method (Cont'd)

- **The implementation must define a total ordering relationship**
 - **Transitive:**
If `a.compareTo(b) = 0` and `b.compareTo(c) = 0`,
then `a.compareTo(c) = 0`

The compareTo() Method (Cont'd)

- Once your class implements Comparable, simply use the Arrays.binarySearch() method:

```
Coin[] coins = new Coin[n];  
Coin aCoin = new Coin(...);  
  
// Add coins  
.  
.  
.  
Arrays.binarySearch(coins, aCoin);
```