

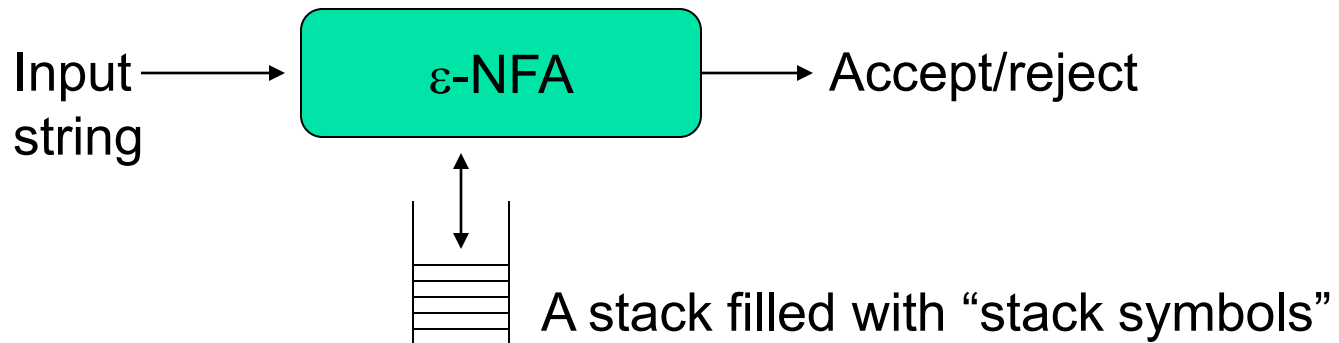


Pushdown Automata (PDA)

Reading: Chapter 6

PDA - the automata for CFLs

- What is?
 - FA to Reg Lang, PDA is to CFL
- PDA == [ϵ -NFA + “a stack”]
- Why a stack?



Pushdown Automata - Definition

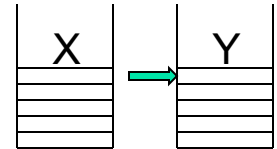
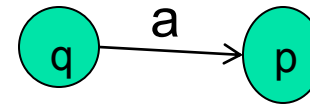
- A PDA $P := (Q, \Sigma, \Gamma, \delta, q_0, Z_0, F)$:
 - Q : states of the ε -NFA
 - Σ : input alphabet
 - Γ : stack symbols
 - δ : transition function
 - q_0 : start state
 - Z_0 : Initial stack top symbol
 - F : Final/accepting states

$$\delta : \overset{\text{old state}}{Q} \times \overset{\text{input symb.}}{\Sigma} \times \overset{\text{Stack top}}{\Gamma} \Rightarrow \overset{\text{new state(s)}}{Q} \times \overset{\text{new Stack top(s)}}{\Gamma}$$

δ : The Transition Function

$$\delta(q,a,X) = \{(p,Y), \dots\}$$

1. state transition from q to p
 2. a is the next input symbol
 3. X is the current stack *top* symbol
 4. Y is the replacement for X;
 it is in Γ^* (a string of stack symbols)



- i. Set $Y = \varepsilon$ for: Pop(X)
- ii. If $Y=X$: stack top is unchanged
- iii. If $Y=Z_1Z_2\dots Z_k$: X is popped and is replaced by Y in reverse order (i.e., Z_1 will be the new stack top)

$Y = ?$	Action
i) $Y=\varepsilon$	Pop(X)
ii) $Y=X$	Pop(X) Push(X)
iii) $Y=Z_1Z_2\dots Z_k$	Pop(X) Push(Z_k) Push(Z_{k-1}) ... Push(Z_2) Push(Z_1)

Non-determinism



Example

Let $L_{ww^R} = \{ww^R \mid w \text{ is in } (0+1)^*\}$

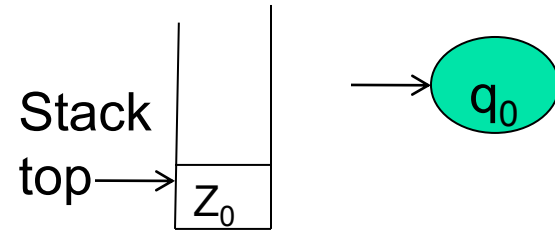
■ CFG for L_{ww^R} : $S \Rightarrow 0S0 \mid 1S1 \mid \varepsilon$

■ PDA for L_{ww^R} :

■ $P := (Q, \Sigma, \Gamma, \delta, q_0, Z_0, F)$

$= (\{q_0, q_1, q_2\}, \{0, 1\}, \{0, 1, Z_0\}, \delta, q_0, Z_0, \{q_2\})$

Initial state of the PDA:



PDA for L_{ww^R}

1. $\delta(q_0, 0, Z_0) = \{(q_0, 0Z_0)\}$
2. $\delta(q_0, 1, Z_0) = \{(q_0, 1Z_0)\}$

First symbol push on stack

3. $\delta(q_0, 0, 0) = \{(q_0, 00)\}$
4. $\delta(q_0, 0, 1) = \{(q_0, 01)\}$
5. $\delta(q_0, 1, 0) = \{(q_0, 10)\}$
6. $\delta(q_0, 1, 1) = \{(q_0, 11)\}$

Grow the stack by pushing new symbols on top of old (w-part)

7. $\delta(q_0, \varepsilon, 0) = \{(q_1, 0)\}$
8. $\delta(q_0, \varepsilon, 1) = \{(q_1, 1)\}$
9. $\delta(q_0, \varepsilon, Z_0) = \{(q_1, Z_0)\}$

Switch to popping mode, nondeterministically (boundary between w and w^R)

10. $\delta(q_1, 0, 0) = \{(q_1, \varepsilon)\}$
11. $\delta(q_1, 1, 1) = \{(q_1, \varepsilon)\}$

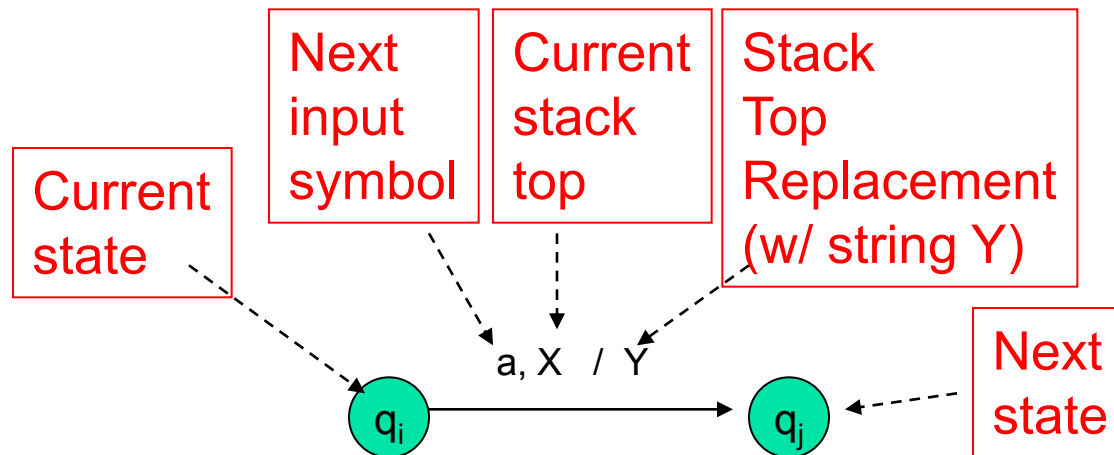
Shrink the stack by popping matching symbols (w^R -part)

12. $\delta(q_1, \varepsilon, Z_0) = \{(q_2, Z_0)\}$

Enter acceptance state

PDA as a state diagram

$$\delta(q_i, a, X) = \{(q_j, Y)\}$$



PDA for L_{wwr} : Transition Diagram

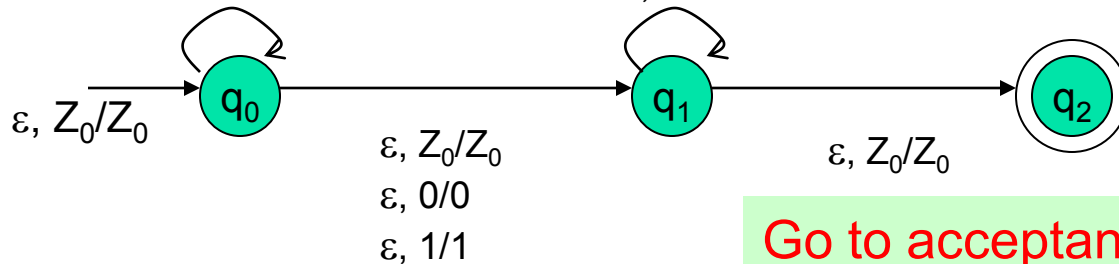
Grow stack

$0, Z_0/0Z_0$
 $1, Z_0/1Z_0$
 $0, 0/00$
 $0, 1/01$
 $1, 0/10$
 $1, 1/11$

Pop stack for matching symbols

$0, 0/\epsilon$
 $1, 1/\epsilon$

$\Sigma = \{0, 1\}$
 $\Gamma = \{Z_0, 0, 1\}$
 $Q = \{q_0, q_1, q_2\}$



Switch to popping mode

Go to acceptance

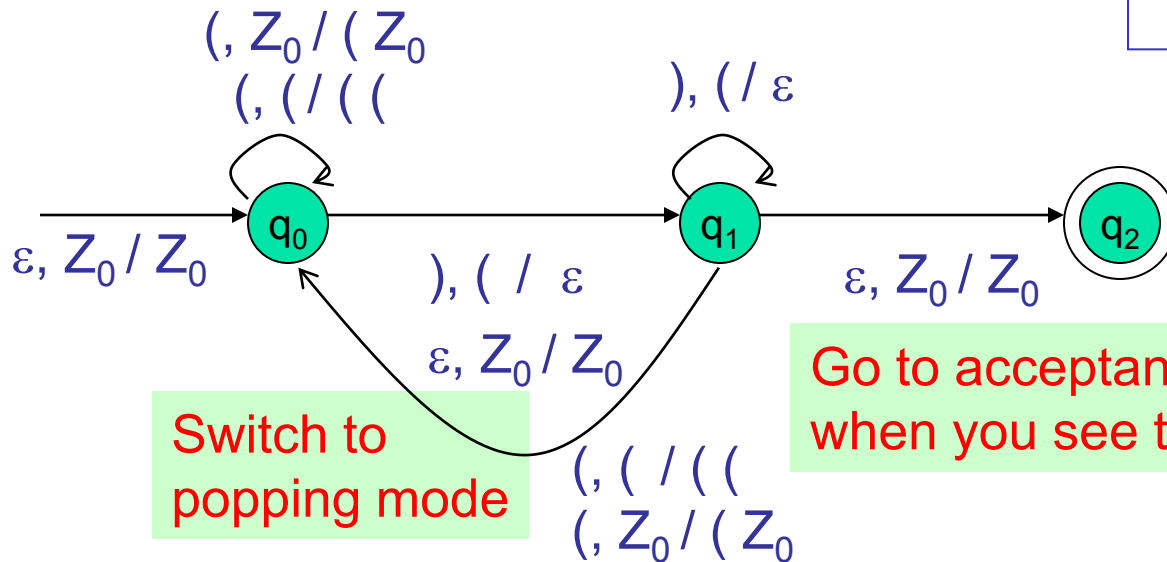
This would be a non-deterministic PDA

Example 2: language of balanced paranthesis

Grow stack

Pop stack for matching symbols

$$\begin{aligned} \Sigma &= \{ (,) \} \\ \Gamma &= \{ Z_0, (\} \\ Q &= \{ q_0, q_1, q_2 \} \end{aligned}$$

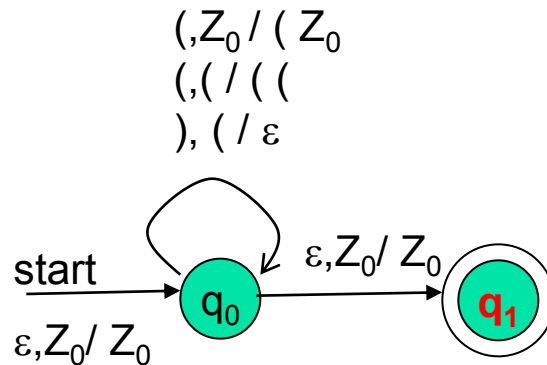


Switch to popping mode

Go to acceptance (by final state) when you see the stack bottom symbol

To allow adjacent blocks of nested paranthesis

Example 2: language of balanced paranthesis (another design)



$$\Sigma = \{ (,) \}$$
$$\Gamma = \{ Z_0, (\}$$
$$Q = \{ q_0, q_1 \}$$



PDA's Instantaneous Description (ID)

A PDA has a configuration at any given instance:

(q,w,y)

- q - current state
 - w - remainder of the input (i.e., unconsumed part)
 - y - current stack contents as a string from top to bottom of stack
-

If $\delta(q,a,X)=\{(p,A)\}$ is a transition, then the following are also true:

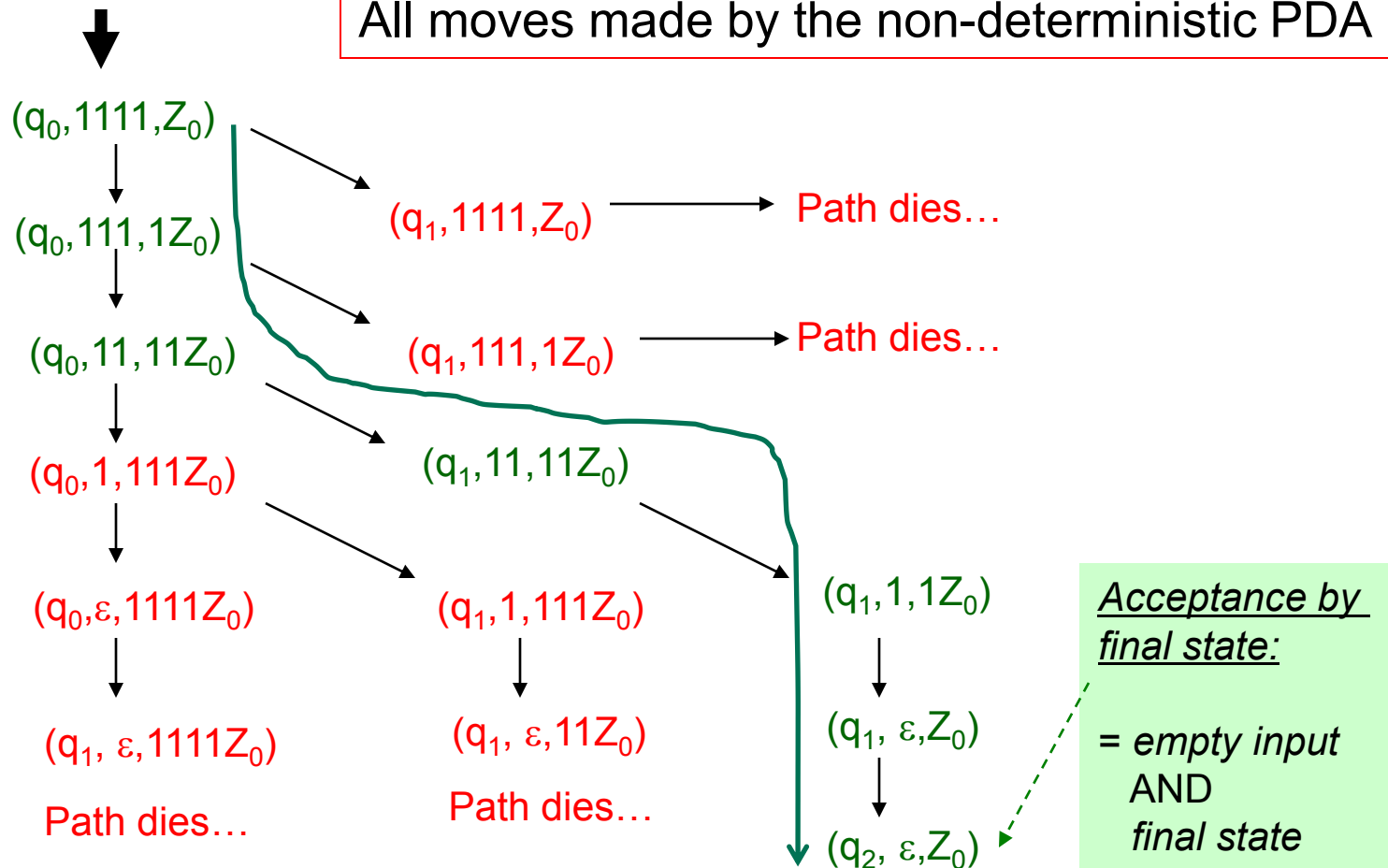
- $(q,a,X) \vdash (p,\varepsilon,A)$
 - $(q,aw,XB) \vdash (p,w,AB)$
-

\vdash sign is called a “turnstile notation” and represents one move

\vdash^* sign represents a sequence of moves

How does the PDA for L_{wwr} work on input "1111"?

All moves made by the non-deterministic PDA



There are two types of PDAs that one can design:
those that accept by final state or by empty stack

Acceptance by...

■ PDA's that accept by **final state**:

- For a PDA P, the language accepted by P, denoted by $L(P)$ by *final state*, is:

- $\{w \mid (q_0, w, Z_0) \vdash^* (q, \varepsilon, A)\}$, s.t., $q \in F$

Checklist:

- input exhausted?
- in a final state?

■ PDA's that accept by **empty stack**:

- For a PDA P, the language accepted by P, denoted by $N(P)$ by *empty stack*, is:

- $\{w \mid (q_0, w, Z_0) \vdash^* (q, \varepsilon, \varepsilon)\}$, for any $q \in Q$.

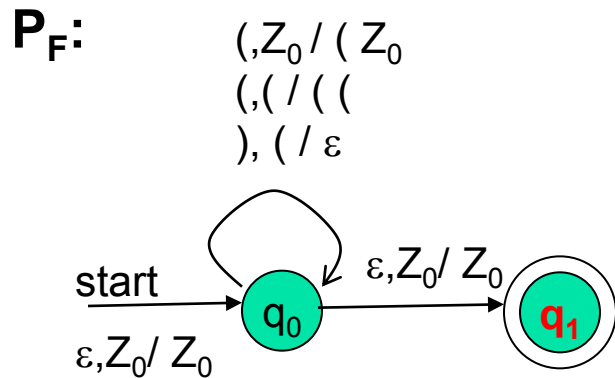
Q) Does a PDA that accepts by empty stack need any final state specified in the design?

Checklist:

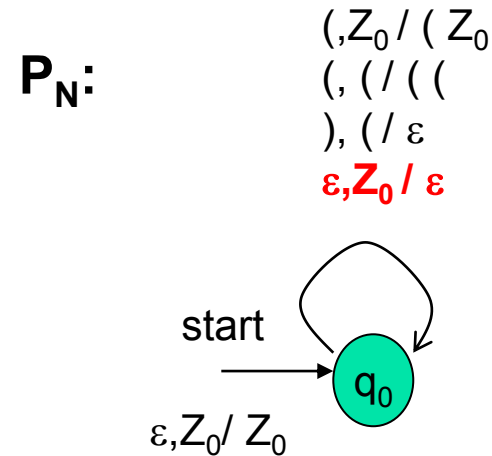
- input exhausted?
- is the stack empty?

Example: L of balanced parenthesis

PDA that accepts by final state



An equivalent PDA that accepts by empty stack



How will these two PDAs work on the input: $((()) ()) ()$

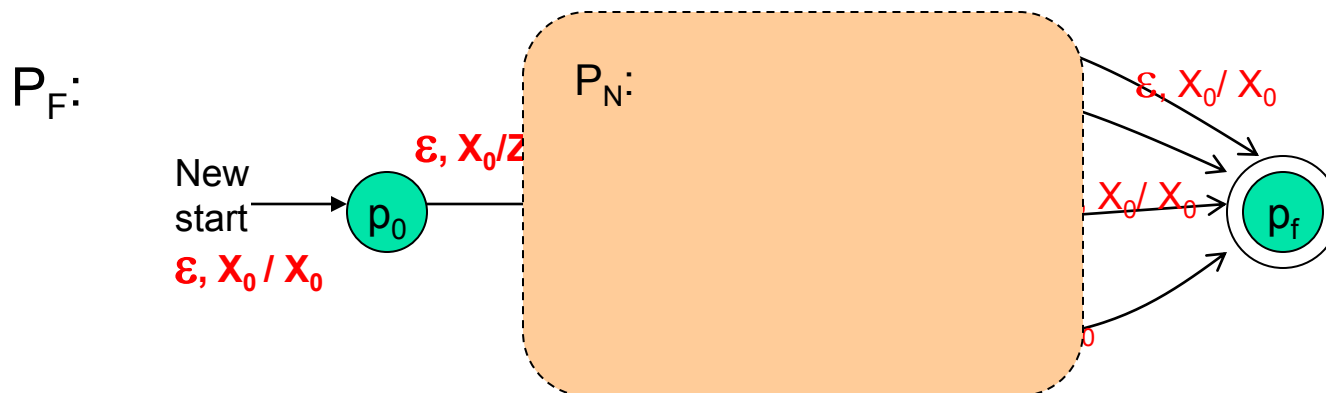


PDAs accepting by final state and empty stack are equivalent

- $P_F \leq$ PDA accepting by final state
 - $P_F = (Q_F, \Sigma, \Gamma, \delta_F, q_0, Z_0, F)$
- $P_N \leq$ PDA accepting by empty stack
 - $P_N = (Q_N, \Sigma, \Gamma, \delta_N, q_0, Z_0)$
- Theorem:
 - $(P_N \implies P_F)$ For every P_N , there exists a P_F s.t. $L(P_F) = L(P_N)$
 - $(P_F \implies P_N)$ For every P_F , there exists a P_N s.t. $L(P_F) = L(P_N)$

$P_N \Rightarrow P_F$ construction

- Whenever P_N 's stack becomes empty, make P_F go to a final state without consuming any addition symbol
- To detect empty stack in P_N : P_F pushes a new stack symbol X_0 (not in Γ of P_N) initially before simulating P_N

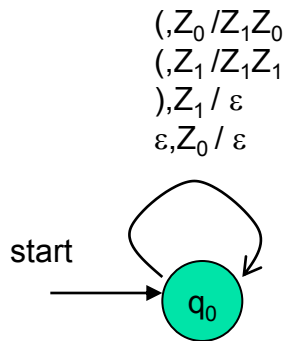


$$P_F = (Q_N \cup \{p_0, p_f\}, \Sigma, \Gamma \cup \{X_0\}, \delta_F, p_0, X_0, \{p_f\})$$

Example: Matching parenthesis “(” “)”

$P_N:$ $(\{q_0\}, \{(,)\}, \{Z_0, Z_1\}, \delta_N, q_0, Z_0)$

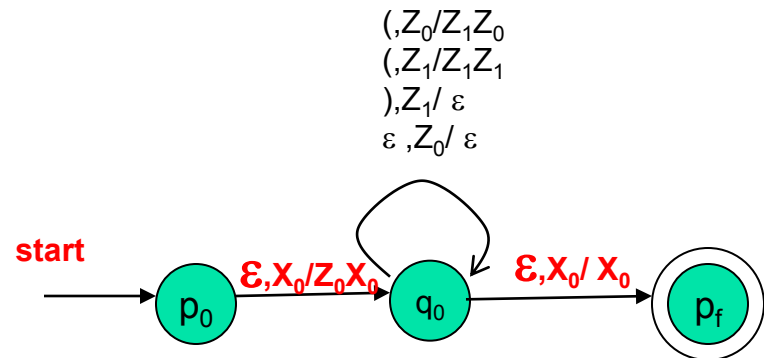
$\delta_N:$
 $\delta_N(q_0, (, Z_0) = \{ (q_0, Z_1 Z_0) \}$
 $\delta_N(q_0, (, Z_1) = \{ (q_0, Z_1 Z_1) \}$
 $\delta_N(q_0,), Z_1) = \{ (q_0, \epsilon) \}$
 $\delta_N(q_0, \epsilon, Z_0) = \{ (q_0, \epsilon) \}$



Accept by empty stack

$P_f:$ $(\{p_0, q_0, p_f\}, \{(,)\}, \{X_0, Z_0, Z_1\}, \delta_f, p_0, X_0, p_f)$

$\delta_f:$
 $\delta_f(p_0, \epsilon, X_0) = \{ (q_0, Z_0) \}$
 $\delta_f(q_0, (, Z_0) = \{ (q_0, Z_1 Z_0) \}$
 $\delta_f(q_0, (, Z_1) = \{ (q_0, Z_1 Z_1) \}$
 $\delta_f(q_0,), Z_1) = \{ (q_0, \epsilon) \}$
 $\delta_f(q_0, \epsilon, Z_0) = \{ (q_0, \epsilon) \}$
 $\delta_f(p_0, \epsilon, X_0) = \{ (p_f, X_0) \}$



Accept by final state

$P_F \implies P_N$ construction

- Main idea:

- Whenever P_F reaches a final state, just make an ε -transition into a new end state, clear out the stack and accept
- Danger: What if P_F design is such that it clears the stack midway *without* entering a final state?

→ to address this, add a new start symbol X_0 (not in Γ of P_F)

$$P_N = (Q \cup \{p_0, p_e\}, \Sigma, \Gamma \cup \{X_0\}, \delta_N, p_0, X_0)$$

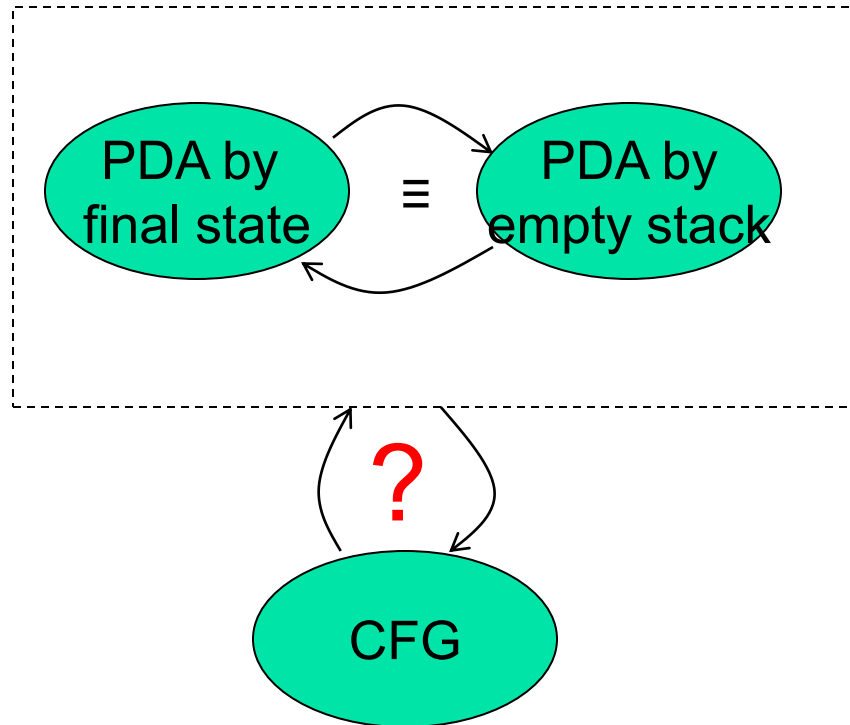
P_N :



Equivalence of PDAs and CFGs



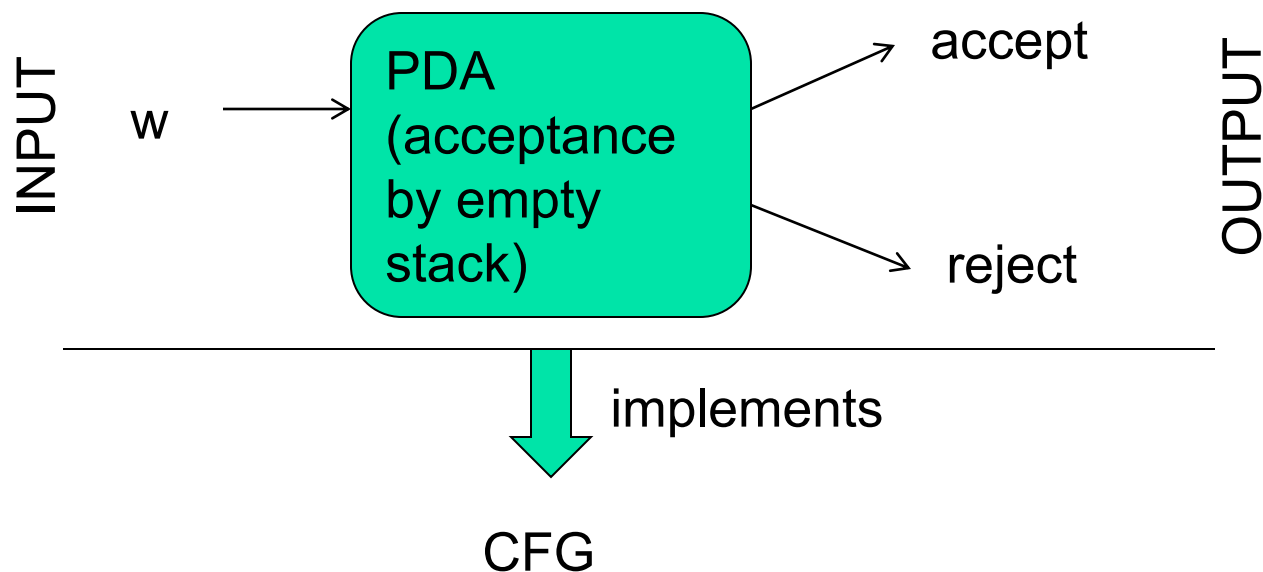
CFGs \equiv PDAs \Rightarrow CFLs



This is same as: “implementing a CFG using a PDA”

Converting CFG to PDA


Main idea: The PDA simulates the leftmost derivation on a given w , and upon consuming it fully it either arrives at acceptance (by empty stack) or non-acceptance.



Converting a CFG into a PDA

Main idea: The PDA simulates the leftmost derivation on a given w , and upon consuming it fully it either arrives at acceptance (by empty stack) or non-acceptance.

Steps:

- 
1. Push the right hand side of the production onto the stack, with leftmost symbol at the stack top
 2. If stack top is the leftmost variable, then replace it by all its productions (each possible substitution will represent a *distinct* path taken by the non-deterministic PDA)
 3. If stack top has a terminal symbol, and if it matches with the next symbol in the input string, then pop it

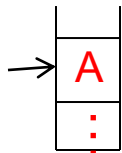
State is inconsequential (only one state is needed)

Formal construction of PDA from CFG

Note: Initial stack symbol (S) same as the start variable in the grammar

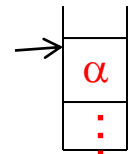
- Given: $G = (V, T, P, S)$
- Output: $P_N = (\{q\}, T, V \cup T, \delta, q, S)$
- δ :

Before:

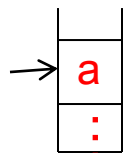


- For all $A \in V$, add the following transition(s) in the PDA:
 - $\delta(q, \varepsilon, A) = \{ (q, \alpha) \mid "A \Rightarrow \alpha" \in P \}$

After:

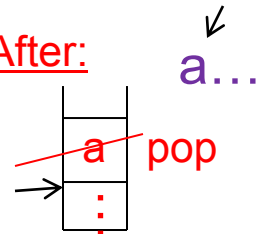


Before:



- For all $a \in T$, add the following transition(s) in the PDA:
 - $\delta(q, a, a) = \{ (q, \varepsilon) \}$

After:



Example: CFG to PDA

- $G = (\{S,A\}, \{0,1\}, P, S)$
- P:
 - $S \implies AS \mid \varepsilon$
 - $A \implies 0A1 \mid A1 \mid 01$
- PDA = $(\{q\}, \{0,1\}, \{0,1,A,S\}, \delta, q, S)$
- δ :
 - $\delta(q, \varepsilon, S) = \{ (q, AS), (q, \varepsilon) \}$
 - $\delta(q, \varepsilon, A) = \{ (q,0A1), (q,A1), (q,01) \}$
 - $\delta(q, 0, 0) = \{ (q, \varepsilon) \}$
 - $\delta(q, 1, 1) = \{ (q, \varepsilon) \}$

How will this new PDA work?

Lets simulate string 0011

Simulating string 0011 on the new PDA ...

PDA(δ):

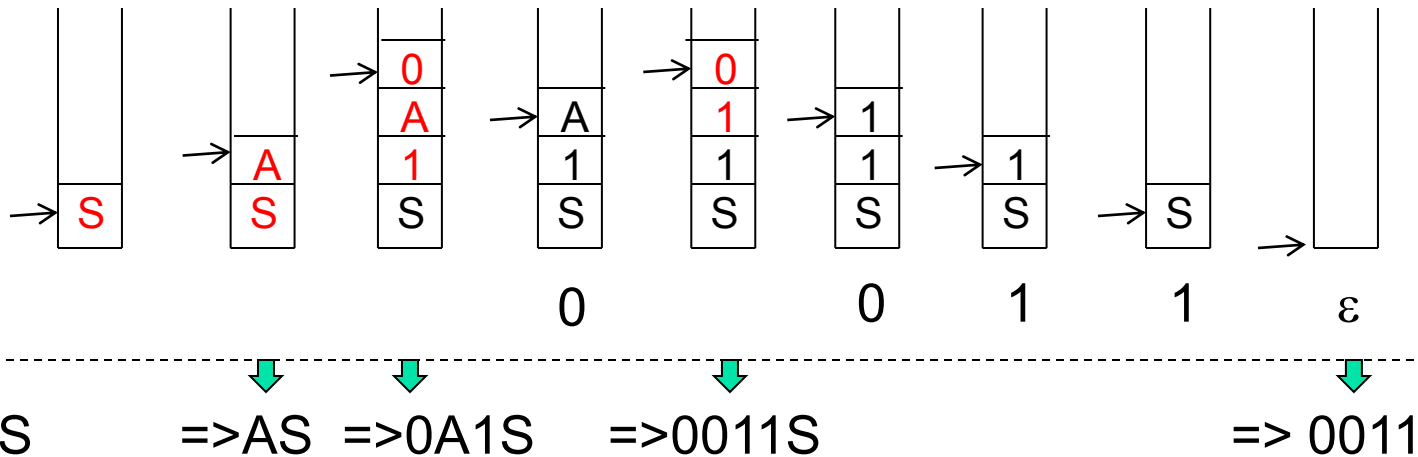
- $\delta(q, \epsilon, S) = \{ (q, AS), (q, \epsilon) \}$
- $\delta(q, \epsilon, A) = \{ (q, 0A1), (q, A1), (q, 01) \}$
- $\delta(q, 0, 0) = \{ (q, \epsilon) \}$
- $\delta(q, 1, 1) = \{ (q, \epsilon) \}$



Leftmost deriv.:

$S \Rightarrow AS$
 $\Rightarrow 0A1S$
 $\Rightarrow 0011S$
 $\Rightarrow 0011$

Stack moves (shows only the successful path):



Accept by empty stack



Converting a PDA into a CFG

- Main idea: Reverse engineer the productions from transitions

If $\delta(q, a, Z) \Rightarrow (p, Y_1 Y_2 Y_3 \dots Y_k)$:

1. State is changed from q to p ;
2. Terminal a is consumed;
3. Stack top symbol Z is popped and replaced with a sequence of k variables.

- Action: Create a grammar variable called “[qZp]” which includes the following production:

- $[qZp] \Rightarrow a[pY_1q_1] [q_1Y_2q_2] [q_2Y_3q_3] \dots [q_{k-1}Y_kq_k]$

- Proof discussion (in the book)

Example: Bracket matching

- To avoid confusion, we will use $b = "("$ and $e = ")"$

$P_N: (\{q_0\}, \{b, e\}, \{Z_0, Z_1\}, \delta, q_0, Z_0)$

1. $\delta(q_0, b, Z_0) = \{(q_0, Z_1, Z_0)\}$

2. $\delta(q_0, b, Z_1) = \{(q_0, Z_1, Z_1)\}$

3. $\delta(q_0, e, Z_1) = \{(q_0, \epsilon)\}$

4. $\delta(q_0, \epsilon, Z_0) = \{(q_0, \epsilon)\}$

0. $S \Rightarrow [q_0 Z_0 q_0]$

1. $[q_0 Z_0 q_0] \Rightarrow b [q_0 Z_1 q_0] [q_0 Z_0 q_0]$

2. $[q_0 Z_1 q_0] \Rightarrow b [q_0 Z_1 q_0] [q_0 Z_1 q_0]$

3. $[q_0 Z_1 q_0] \Rightarrow e$

4. $[q_0 Z_0 q_0] \Rightarrow \epsilon$

Let $A = [q_0 Z_0 q_0]$

Let $B = [q_0 Z_1 q_0]$

0. $S \Rightarrow A$

1. $A \Rightarrow b B A$

2. $B \Rightarrow b B B$

3. $B \Rightarrow e$

4. $A \Rightarrow \epsilon$

Simplifying,

0. $S \Rightarrow b B S \mid \epsilon$

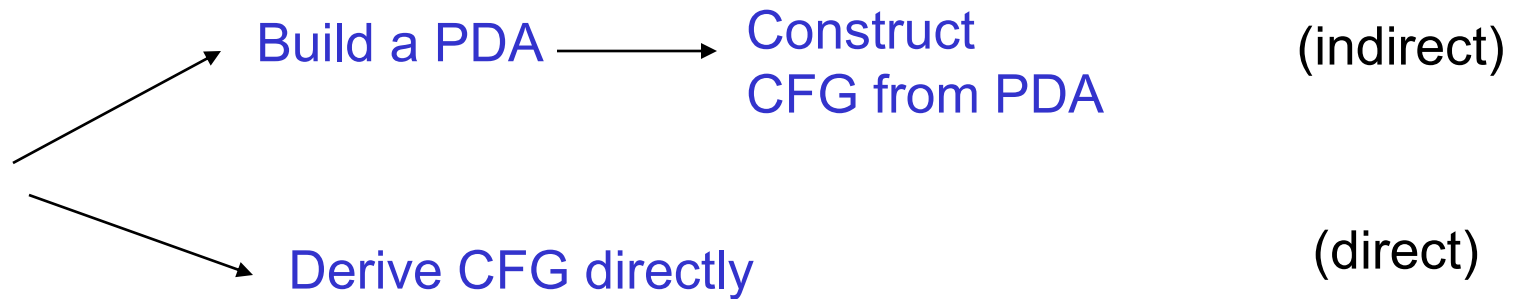
1. $B \Rightarrow b B B \mid e$

If you were to directly write a CFG:

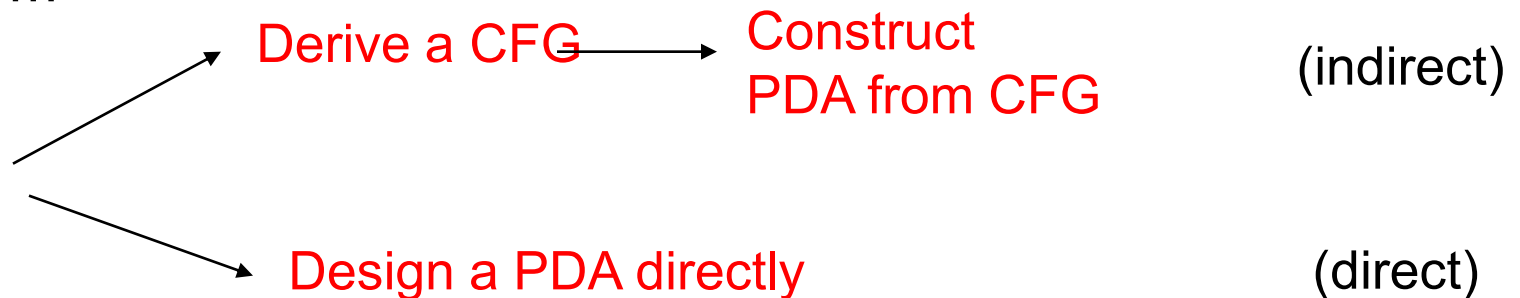
$S \Rightarrow b S e S \mid \epsilon$



Two ways to build a CFG



Similarly... Two ways to build a PDA





Deterministic PDAs

This PDA for L_{wwr} is non-deterministic

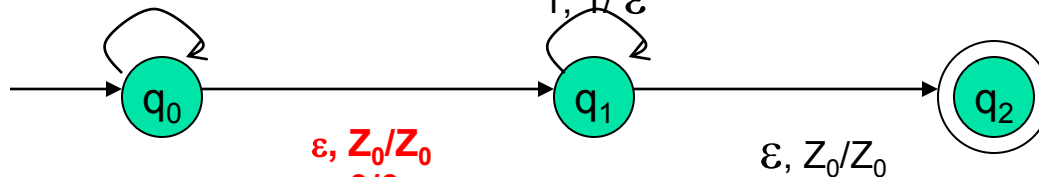
Grow stack

0, $Z_0/0Z_0$
1, $Z_0/1Z_0$
0, $0/00$
0, $1/01$
1, $0/10$
1, $1/11$

Pop stack for
matching symbols

0, $0/\epsilon$
1, $1/\epsilon$

Why does it have
to be non-
deterministic?



Switch to
popping mode

Accepts by final state

To remove
guessing,
impose the user
to insert c in the
middle

Example shows that: Nondeterministic PDAs \neq D-PDAs

D-PDA for $L_{wcw^R} = \{wcw^R \mid c \text{ is some special symbol not in } w\}$

Note:

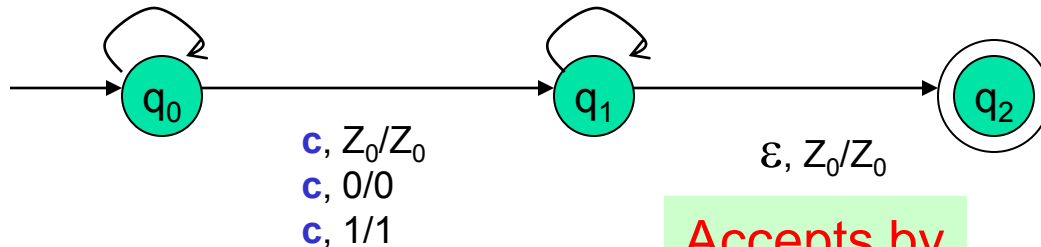
- all transitions have become deterministic

Grow stack

0, $Z_0/0Z_0$
1, $Z_0/1Z_0$
0, $0/00$
0, $1/01$
1, $0/10$
1, $1/11$

Pop stack for matching symbols

0, $0/\epsilon$
1, $1/\epsilon$



Switch to popping mode

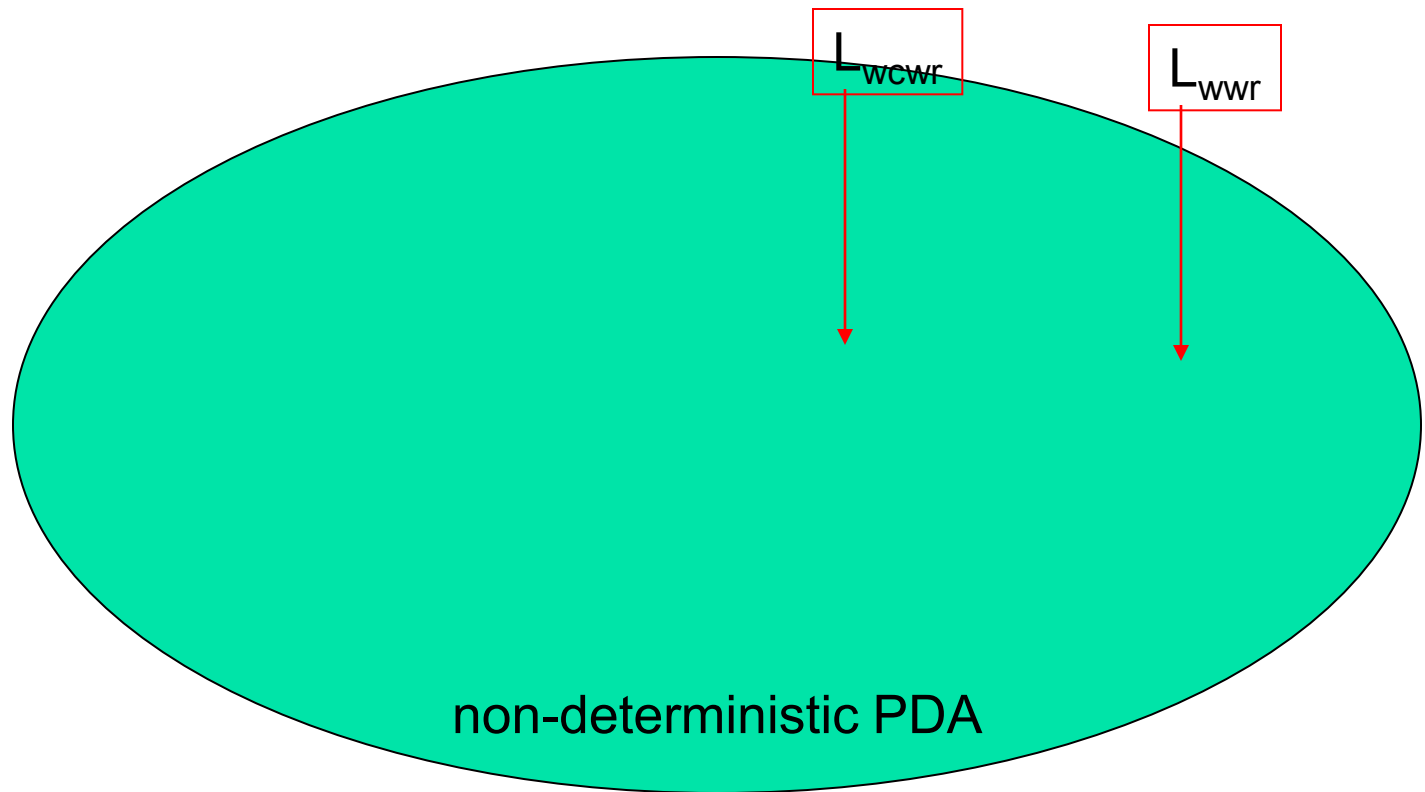
Accepts by final state



Deterministic PDA: Definition

- A PDA is *deterministic* if and only if:
 1. $\delta(q, a, X)$ has *at most one* member for any $a \in \Sigma \cup \{\varepsilon\}$
- ➔ If $\delta(q, a, X)$ is non-empty for some $a \in \Sigma$, then $\delta(q, \varepsilon, X)$ must be empty.

PDA vs DPDA vs Regular languages





Summary

- PDAs for CFLs and CFGs
 - Non-deterministic
 - Deterministic
- PDA acceptance types
 1. By final state
 2. By empty stack
- PDA
 - IDs, Transition diagram
- Equivalence of CFG and PDA
 - CFG \Rightarrow PDA construction
 - PDA \Rightarrow CFG construction